


Item **PT050X001 XXL180 - new zown classic**


TECHNICAL INFORMATION	Size:	L 72	x W 36	x H 29 1/4	inch
		L 182,9	x W 91,4	x H 74,3	cm

Package	Carton size:	L 73	x W 36 3/4	x H 2 1/2	inch	Vol. (m³)	0,1108
		L 185,42	x W 93,35	x H 6,40	cm		
Pcs/ctn	1 pcs/ctn					EAN	8436539306658
Net weight	17,7 Kg	38,94 lb				40'CY	586 pcs
Gross weight	20,8 Kg	45,76 lb				40'HQ	646 pcs


Remarks:




Ergonomic frame design.




Soft manual lock and sliding ring to lock the legs in position when in use. Easy and secure.






Integrated foot caps.




Capacity: 6 persons. / Area per person: 24"/61 cm



Recommended maximum weight: 408 kg /900 lb

XXL trolley available for 18 tables.



100%
PURE HDPE.
NOT MIXED

**SHARK
GREY**

EN 581-1/581-3 Contract
EN 15372 L2