

**Item**      **BT005X012 XL150 - new zown classic**

TECHNICAL INFORMATION

Size:            L 60            x W 30            x H 29 1/4    inch  
                  L 152            x W 76            x H 74,3        cm

overall size: 60"X30"X29-1/4"

leg tube:Φ28.6X1.0mm

rectangle long rail tube:1.0X15X35mm

upper cross bar:Φ22.2X1.0mm

HDPE blow mold table top:45mm(TH)


knife lock leg link brace:4.0X25.5X136mm

knife lock U brace holder:2.0X50X195mm


frame finish: powder coating

<b>Package</b>	Carton size: L 61            x W 30 5/8            x H 2 1/2    inch L 154,94            x W 77,77            x H 6,35        cm	<b>Vol. (m³)</b>	0,0765
<b>Pcs/ctn</b>	1 pcs/ctn	<b>EAN</b>	8436539306450
<b>Net weight</b>	11,25 Kg                            24,75 lb	<b>40'CY</b>	850 pcs
<b>Gross weight</b>	13,36 Kg                            29,39 lb	<b>40'HQ</b>	940 pcs


**Remarks:**




Ergonomic frame design.




Soft manual lock and sliding ring to lock the legs in position when in use. Easy and secure.




Transverse and longitudinal table joining system.






Integrated foot caps.




Capacity: 4 persons.



Recommended maximum weight: 317 kg /7C

XLtrolley available for 20 tables.



**100%**  
PURE HDPE.  
NOT MIXED

**SHARK  
GREY**

EN 581-1/581-3 Contract  
EN 15372 L2